

WYSIWYG Editor



Mobile Content Management

Welcome erwin@obimobile.com

[Home](#) | [My Applications](#) | [Change Password](#) | [Logout](#)



Welcome to ObiMobile

- + images
- + media
- + pages
- + templates
- MasterPage
- PinPage

Application: Application URL:

.obimobile.mobi

Page Name: Default Page Pin:

ObiMobile Editor

Font Name and Size: Arial 13 Font Style: **B** *I* U A_x A^x Undo/Redo

Alignment: [Left] [Center] [Right] [Justify] Paragraph Style: Normal Indentation: [Decrease] [Increase] Lists: [List] [List]

Insert Item: [Image] [Table] [Form] [Link] [Text] [Code] [Video] [Audio] [Social] [Weather] [Calendar] [RSS] [Map] [Globe]

View: [Preview] [Full Screen] Save: [Save] Ads: [Ads] Publish: [Publish] Access: [Access] Data Source: [Data Source] Help: [Help]



Today's Specials



Dining & Cocktails



Shopping



Scavenger Hunt



Entertainment



Farmer's Market



Content Creation

Word Processing

Font Name and Size: Arial (Font Face), 13 (Font Size)

Font Style: B (Bold), I (Italic), U (Underline), A_x (Text Color), A^x (Text Background Color)

Font Color: T (Text Color), Pencil icon (Text Background Color)

Commerces (Auto Spell Checking)

Sentence and Paragraph Management

Alignment: Line Alignment icons

Paragraph Style: Normal (Style)

Indentation: Indentation icons (Format)

Lists: Lists icons (Format)

Undo

Undo/Redo: Undo/Redo icons

Links

Insert Item: URL, Enter Address to activate GPS & Map, Enter Audio or Video Link, Enter email to create email link, Enter telephone to create mobile phone link



Page Components

Insert Image: Image icon

Insert menu tabs: Home, Events, Visitors, Members, More

Create 1-column or 2-column lists: ABC Music, Art Glass Studio, Anita's Salon & Scalp Clinic, Art Space Gallery & Custom Framing, Artistic Edge at Blacksmith Square, Baughman's Western Outfitters

Create & format table for columns and rows: Table Properties (Rows: 2, Cols: 3, Width: 100%, Height: %, Padding: 0, Border: none)

Media & Mobile Components

Page Components



Insert Media list

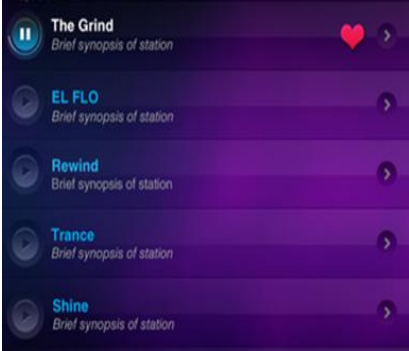
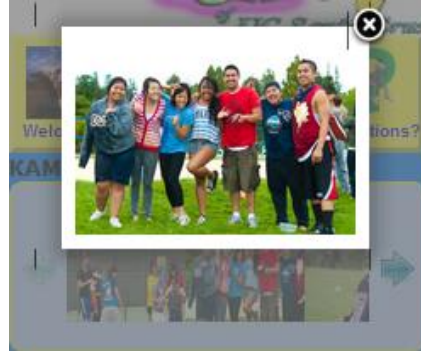


Photo Gallery



Insert Coverflow Menu Option



Mobile Components



Create Forms where content is emailed to specific recipients

Email Form Here...

Link Options

Recipient Email: Subject:

Link URL:

Add Field

Field Name: Label:

Value(s):

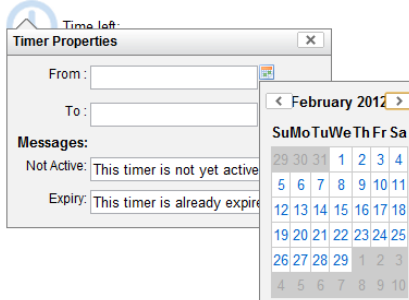
Field Type: Read Only: Mandatory:

Field Name	Field Label	Field Type	Value(s)	Readonly	Mandatory
No records found.					

* Field Name - please only use alphanumeric and underscores.
Value(s) - List the possible values of radio or checkbox separated by comma, or for text and textarea the default value. Field Type - Use 'location' for textarea you want to populate with the user's location.

Set favorite button

Timer / Countdown



Display RSS feed in list view



Insert Weather Display

Weather Details...

Weather Properties

Enter the City:

Conditions for San Francisco, CA, United States
 Fri, 13 Jan 2012 5:56 pm PST
 Brought to you by Yahoo! Weather!

Partly Cloudy
56°F | 13°C

Humidity: 49%
 Sunrise: 7:24 am
 Sunset: 5:11 pm

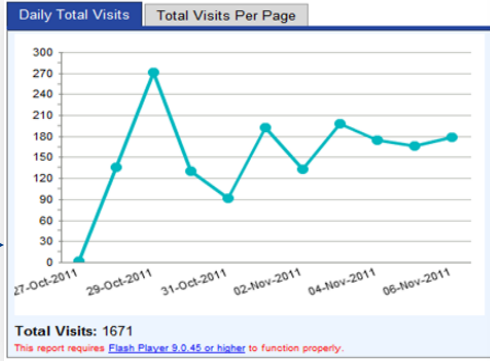
Forecast:

Fri Clear High: 65°F 18°C Low: 41°F 5°C	Sat Sunny High: 66°F 19°C Low: 43°F 8°C
---	---

App Management

Monitor your success with built-in Analytics

Application Statistics



Application Statistics

Daily Total Visits | Total Visits Per Page

Total Visits: 840

<< first < prev 1 2 3 next > last >>

Page Name	Count	Percentage
Home_page	346	41.19%
Events	93	11.07%
More	76	9.05%
Film_Commission	47	5.6%
Join_Us	47	5.6%
Business_Buzz	44	5.24%
New_Business	35	4.17%
Hot_Benefits	25	2.98%
Members	20	2.38%
Visitors_Information	18	2.14%

<< first < prev 1 2 3 next > last >>

Inside Your Mobile App



View/Edit Color Codes or Import Custom CSS

View App on multi-platforms

Click a Device:

- iPad
- iPhone
- Android Phone
- Android Tablet 6 in.
- Android Tablet 10 in.
- BlackBerry
- Windows Mobile
- Nook



View/Edit HTML code

Saving Your App



Save your mobile app as a template which you can sell to other users

Save your app page and get an instant content change



Make Money with Ads



Ads Here...

Ad Properties

Swap Interval: 10 seconds

Size: [] % x [] %

Add Item

Image: []

Link URL: []

Add

Image	Link
No records found.	

Sharing & Selling Your App

Application URL: <http://livermorechamber.obimobile.mobi>

WebApp easily accessible. Just provide a name

Use the Share URL to share how your app in looks like in different Mobile devices

Generate IPA and ZIP file for the Apple Store

Select the requests you want to include:

Publication

You will receive an email notification once your application has been submitted for Apple review and v

- Publish iPhone/iPod Touch (also viewable on iPad in expanded view) applica
- Publish iPhone/iPod Touch/iPad application to Apple Appstore

Testing

You will receive an IPA via email which you can install in an actual device. Instructions for installation the actual file.

- Request iPhone/iPod Touch application for Testing
- Request iPhone/iPod Touch/iPad application for Testing

[Back](#) [Next](#)

Share Your Page

Share URL:
<http://livermore.obimobile.mobi/share>

HTML Code:

```
<center><img src='http://obimobile.com/images/Logo-paypal.png'><font face='Arial' color='blue'><h1>Downtown Livermore</h1></font></br><font face='Arial' color='blue'><h2>View Mobile App, Mobile Site and Destop Website Samples<br><br><a href='https://geniuscloud.net/obimobile/api/preview/3/182?previewType=ipad' target='_blank'>iPad View (to open in desktop only)</a><br><br><a href='https://geniuscloud.net/obimobile/api/preview/3/182?previewType=iphone' target='_blank'>iPhone View (to open in desktop only)</a><br><br><a href='https://geniuscloud.net/obimobile/api/preview/3/182?previewType=android-phone' target='_blank'>Android Phone View (to open in desktop only)</a><br><br><a href='https://geniuscloud.net/obimobile/api/preview/3/182?previewType=android-6in' target='_blank'>Android 6" Tablet View (to open in desktop only)</a><br><br><a href='https://geniuscloud.net/obimobile/api/preview/3/182?previewType=android-10in' target='_blank'>Android 10" Tablet View (to open in desktop only)</a><br><br><br><br><a href='https://geniuscloud.net/obimobile/api/preview/3/182?'
```

* Copy the HTML code into an external page to link to the different views for your page.

[Close](#)

Share & Publish Your Mobile App



Use the HTML code snippet to access your app or app page(s) from another app

Generate APK file for the Android Market

Generate Android Application

Version:

Icon: [Choose File](#) No file chosen

Splash Screen: [Choose File](#) No file chosen

NOTE: If Icon or the Splash Screen has never been provided, default image is used. If it has been previously provided, those images will be used.

[Generate](#) [Close](#)

Copy href links to your HTML5 code or other Mobile code

Site Link HTML Code

Application URL:
<http://livermore.obimobile.mobi>>Downtown Livermore


Page URL:
<http://livermore.obimobile.mobi/182>>0.index

[Close](#)

Security & Database Mgmt

Page Lock, VIP Pages, and Content App Collaboration

Pin: → Lock access to specific pages and provide a single PIN to users

 → Collaborate the development and maintenance of your apps with multiple contributors

Provide access to people/groups using multiple PINs for certain pages

Pin Access Links

Pin:

Page:


Pin	Page
No records found.	


Contributor Access


Please select a contributor:

User
No records found.


Keyword Search Form Properties


Search Query :


Properties Page :


Properties Page Params :

Database Management

 → Create search boxes


 → Create & Maintain pages using DB custom tables

 → Create & Maintain Forms

 → Create & Maintain DB Tables


NOTE: Once the layout has loaded, replace the field names (data in all


Data Layout

Layout Query :

Layout:

For Listing Layout Only

Properties Page :

Properties Page Params :

NOTE: Once the layout has loaded, replace the field names (data in all caps) within the curly brackets (i.e. replace ICON in "{icon:ICON}" with the actual field name). Each of the fields used in the layout should be included in the select clause of your query.

Add Table

Tables Name:

Field Name:

Field Type: Field Length (used in strings only):

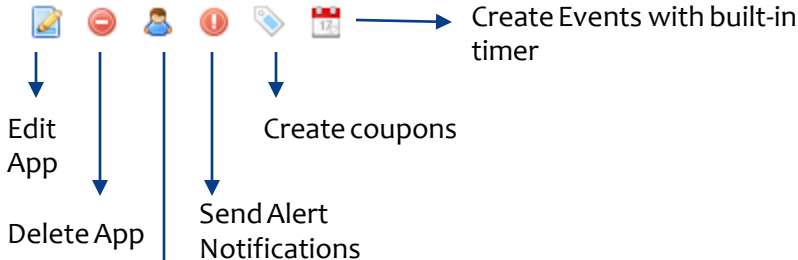
Nullable: Primary Key: Note: * Mandatory fields.

Field Name	Field Type	Field Length	Nullable	Pr
No records found.				

* Click on the cell for Field Length or Nullable to edit value. Only 1 autoincrement field is allowed per table.

Administration & File Mgmt

Administration



Role Management

Add User

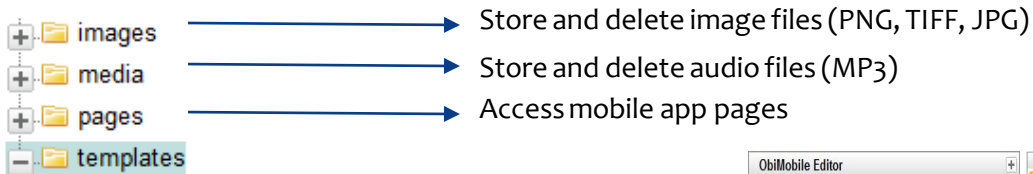
Email Address:

Role: * **Site Administrator**

- add Contributor
- Contributor Lite
- Event Administrator
- Alert Administrator

* Site Administrator can invite users and maintain application pages.
Coupon Administrators can maintain coupons.
Event Administrators can maintain events.
Alert Administrators can maintain application alerts.
Contributor can add and modify application pages.
Contributor Lite can only modify maintain existing application pages.
** Account Owners can create and delete applications.

File Management



Access page templates

MasterPage → Add any features that you want replicated on all pages

PinPage → Create content to display when a PIN page is displayed